



PATHWAYS TO WATER QUALITY IMPROVEMENTS IN THE MYRTLE CREEK SUB-CATCHMENT

2018/2019 WET SEASON - SITE 3

SITE DETAILS

BLOCK SIZE: 16.71ha

SAMPLED AREA: 1,485m²

ROW SPACING: 1.65m

VARIETY: Q183[Ⓛ]

CROP CLASS: 2R

HISTORICAL ANNUAL YIELD:
80tph

SOIL TYPE: Wagoora
(Brown Dermosol)

LOCATION IN SUB-CATCHMENT:
The Gregory

NUTRIENT AND PESTICIDE APPLICATION DETAILS

Fertiliser application date: 1 September 2018

Sampler 3-1

- Vizura Econo Liquid One Shot (nitrification inhibitor) + P applied at 3.5m³/ha.
- Product analysis at 3.5 m³/ha: 156.5 kg/ha N, 12.8 kg/ha P, 99.3 kg/ha K, 23.6 kg/ha S, 19.4 kg/ha Ca, 12.9 kg/ha Mg, 322.5 kg/ha OC.
- Total N and P applied: 156.5 kg/ha N and 12.8 kg/ha P.

Sampler 3-2

- Econo Liquid One Shot (no nitrification inhibitor) + P applied at 3.5m³/ha.
- Product analysis at 3.5 m³/ha: 156.5 kg/ha N, 12.8 kg/ha P, 99.3 kg/ha K, 23.6 kg/ha S, 19.4 kg/ha Ca, 12.9 kg/ha Mg, 322.5 kg/ha OC.
- Total N and P applied: 156.5 kg/ha N and 12.8 kg/ha P.
- Fertiliser products applied via seven-row applicator.
- 40mm of irrigation (high pressure overhead) applied on 8/09/2018. No run-off occurred from this irrigation.
- Block irrigated on 16/11/2018 p.m. (high pressure overhead). No run-off generated from irrigation.

Herbicide Applications:

- 2018:
 - no herbicides applied.
- 2017:
 - Paraquat (Gramoxone) applied at 1L/ha
 - 2,4-D amine 625 applied at 1L/ha

- Diuron applied at ½ kg/ha
 - 900g/kg of active ingredient
- Picloram + 2,4-D (Tordon) applied at 200g/L in patches

Tested for:

- Dissolved Inorganic Nitrogen (DIN)
- Filterable Reactive Phosphorus (FRP)
- Diuron
- Imidacloprid

Insecticide Application:

- 2016:
 - Imidacloprid (Confidor) applied at planting only (September 2016) at a rate of 1L/ha
 - 350g/L of active ingredient
 - Confidor applied in the drill and covered with soil.

RUNOFF EVENT DATA

EVENT	DATES	DAYS FROM FERTILISER APPLICATION	DAYS FROM PESTICIDE APPLICATION
1	10 December 2018	38	61
2	16 to 17 December 2018	44	67
3	23 December 2018	51	74
4	8 to 9 January 2019	67	90

- Grower's rainfall data was used to calculate runoff.

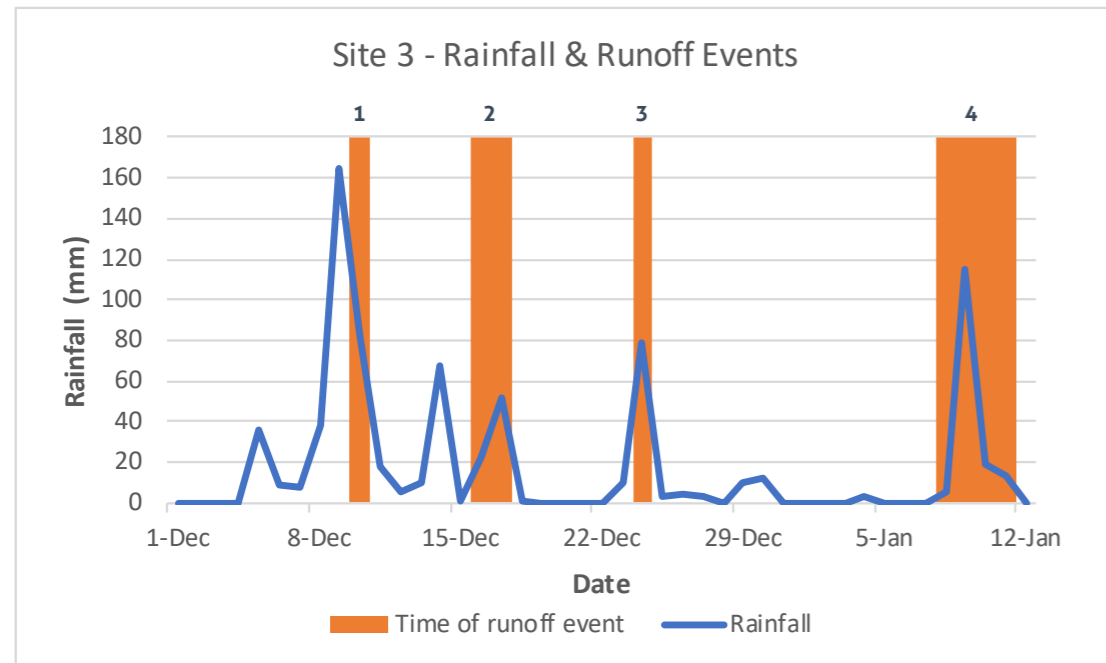
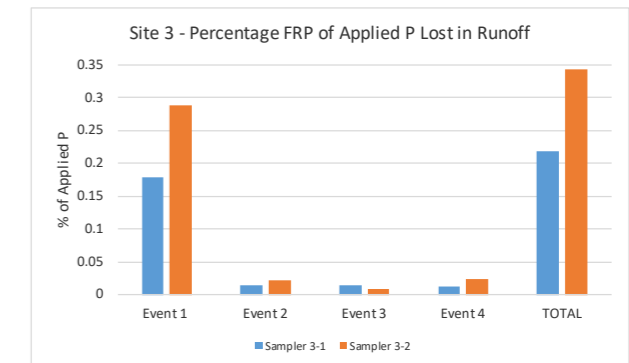
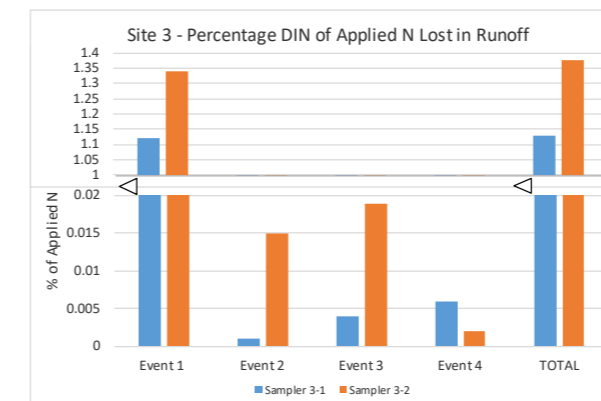
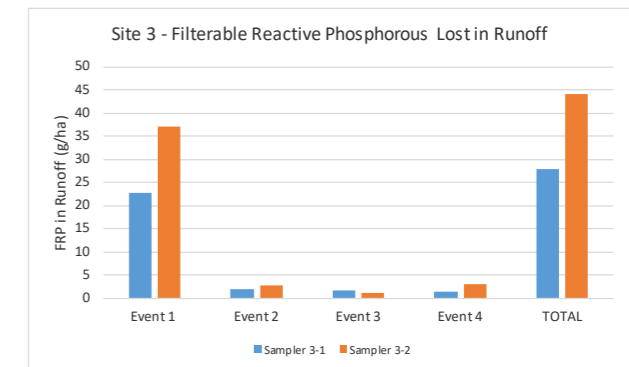
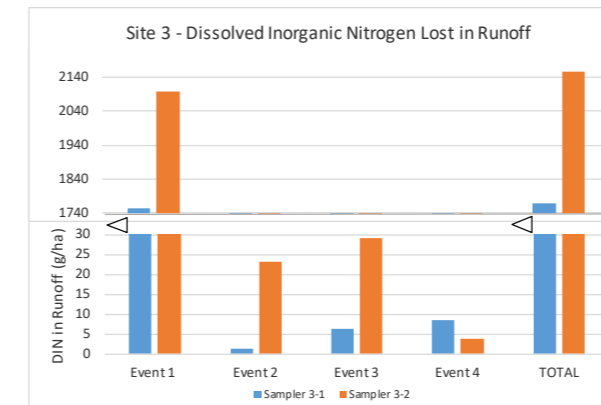
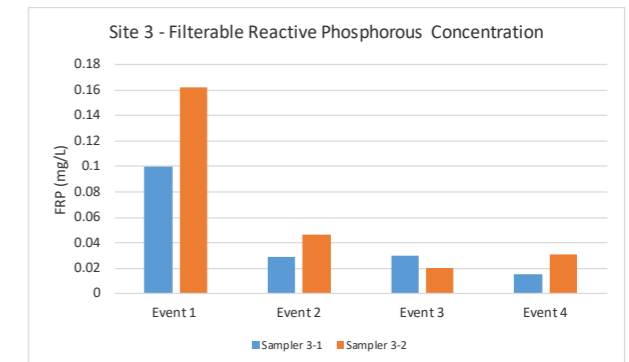
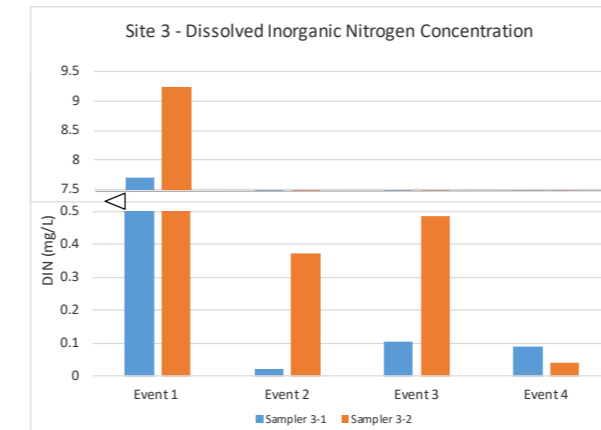


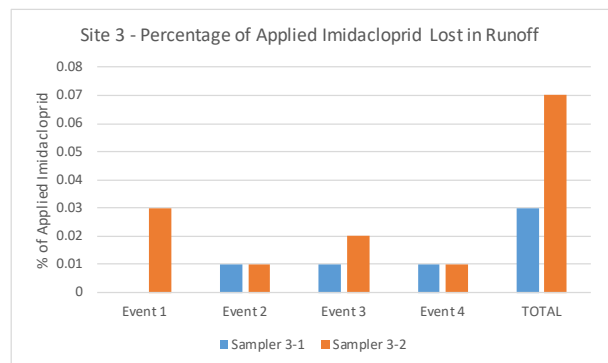
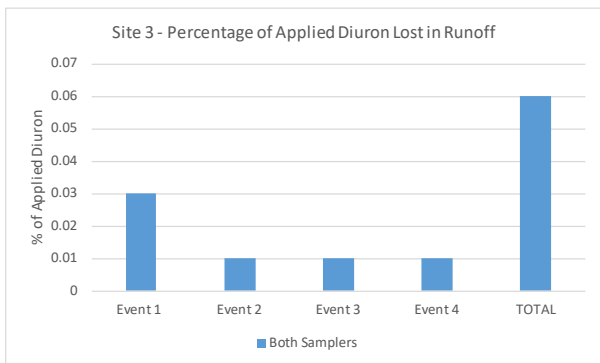
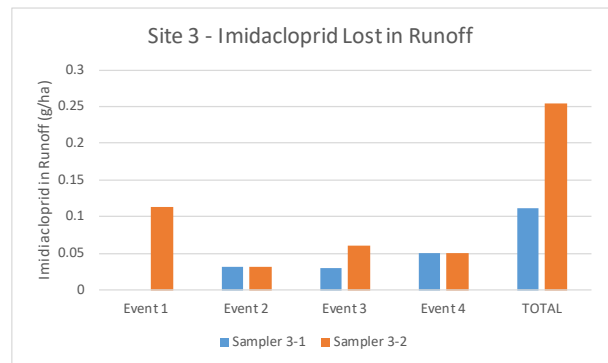
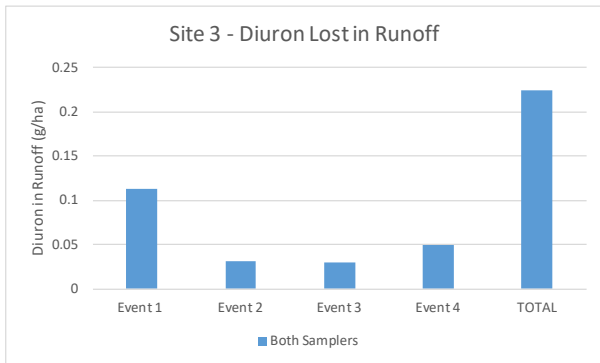
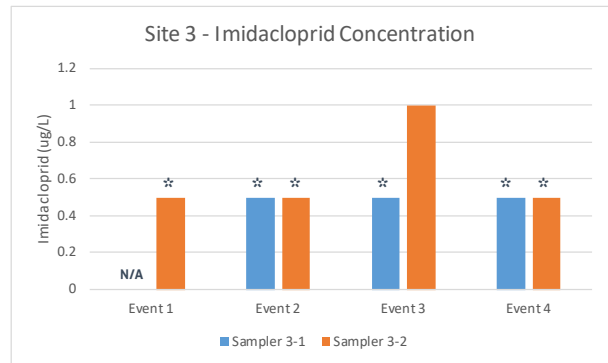
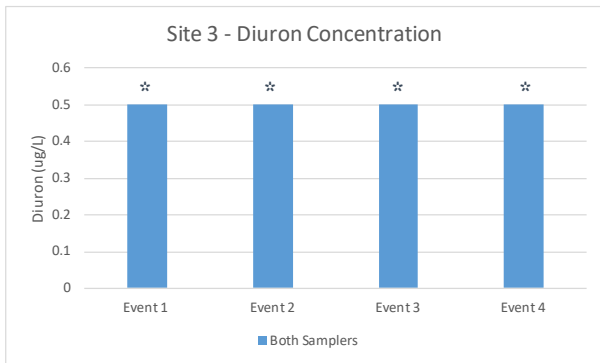
Figure 1 Rainfall data and corresponding runoff events

RESULTS

NOTE: Nutrient and pesticide loads are estimates only. Freshwater ecotoxicity thresholds cannot be applied to paddock scale monitoring. Freshwater PC95 values are referenced only for discussion.



NOTE: P concentrations are indicative and actual concentrations are likely to be slightly higher.



For reference, the PC95 freshwater pesticide ecotoxicity threshold value for diuron is 0.23ug/L

For reference, the PC95 freshwater pesticide ecotoxicity threshold value for imidacloprid is 0.11ug/L

Note:

* chemical concentrations were below the analysis instruments level of reporting (LOR). In these cases, concentrations are presented as half the LOR to provide an estimate.

N/A – no sample available.

FOR FURTHER INFORMATION PLEASE CONTACT

Molly O'Dea [E mo'dea@sugarresearch.com.au](mailto:mo'dea@sugarresearch.com.au) [M 0439 619 082](tel:0439 619 082)

Copyright © 2019 • All rights reserved. No part of this publication may be reproduced, stored in a retrieval system, or transmitted in any form or by any means, electronic, mechanical, photocopying, recording, or otherwise, without the prior permission of SRA. **Disclaimer** In this disclaimer a reference to 'we', 'us' or 'our' means SRA and our directors, officers, agents and employees. Although we do our best to present information that is correct and accurate, we make no warranties, guarantees or representations about the suitability, reliability, currency or accuracy of the information we present in this Information Sheet, for any purposes. Subject to any terms implied by law and which cannot be excluded, we accept no responsibility for any loss, damage, cost or expense incurred by you as a result of the use of, or reliance on, any materials and information appearing in this Information Sheet. You, the user, accept sole responsibility and risk associated with the use and results of the information appearing in this Information Sheet, and you agree that we will not be liable for any loss or damage whatsoever (including through negligence) arising out of, or in connection with the use of this Information Sheet. We recommend that you contact our staff before acting on any information provided in this Information Sheet. **Warning** Our tests, inspections and recommendations should not be relied on without further, independent inquiries. They may not be accurate, complete or applicable for your particular needs for many reasons, including (for example) SRA being unaware of other matters relevant to individual crops, the analysis of unrepresentative samples or the influence of environmental, managerial or other factors on production.