

VARIETY GUIDE 2019/2020










Burdekin Region





HOW TO USE THIS GUIDE

*This guide is designed to help growers in the Burdekin canegrowing region with their agronomic considerations when selecting new varieties to plant and trial on their farms. The information comes from the best available data of regional variety performance and disease ratings. **The information in the tables will help you understand:***

	New & recent varieties available in the Burdekin region	4
	Disease resistance	6
	New presentation format for smut ratings	7
	Harvest management	8
	Variety by herbicide screening trials	10
	Variety adoption in each mill area	12
	Sugarcane Biosecurity Zone Map	13
	Propagating new varieties	14
	Planting and managing tissue-cultured plantlets in the field	15

WANT TO KNOW WHAT IS HAPPENING IN THE OTHER REGIONS?

You can find all the regional variety guides on the SRA website sugarresearch.com.au

ISSN 2208-7605 (Online) ISSN 2208-7591 (Print) © Copyright 2019 by Sugar Research Australia Limited. All rights reserved. No part of the *Variety Guide 2019/20 Burdekin Region* (this publication), may be reproduced, stored in a retrieval system, or transmitted in any form or by any means, electronic, mechanical, photocopying, recording, or otherwise, without the prior permission of Sugar Research Australia Limited. Sugar Research Australia Limited acknowledges and thanks its funding providers, including levy payers (sugarcane growers and millers), the Commonwealth Government, and the Queensland Government (Department of Agriculture and Fisheries). **Disclaimer:** In this disclaimer a reference to 'SRA', 'we', 'us' or 'our' means Sugar Research Australia Limited and our directors, officers, agents and employees. Although we do our very best to present information that is correct and accurate, we make no warranties, guarantees or representations about the suitability, reliability, currency or accuracy of the information we present in this publication, for any purposes. Subject to any terms implied by law and which cannot be excluded, we accept no responsibility for any loss, damage, cost or expense incurred by you as a result of the use of, or reliance on, any materials and information appearing in this publication. You, the user, accept sole responsibility and risk associated with the use and results of the information appearing in this publication, and you agree that we will not be liable for any loss or damage whatsoever (including through negligence) arising out of, or in connection with the use of this publication. We recommend that you contact our staff before acting on any information provided in this publication. **Warning:** Our tests, inspections and recommendations should not be relied on without further, independent inquiries. They may not be accurate, complete or applicable for your particular needs for many reasons, including (for example) SRA being unaware of other matters relevant to individual crops, the analysis of unrepresentative samples or the influence of environmental, managerial or other factors on production.



NEW & RECENT VARIETIES AVAILABLE IN THE BURDEKIN REGION

New Variety Recommendation and Release Process

Regional Variety Committees (RVC) have replaced Variety Approval Committees (VAC) in line with changes to Queensland biosecurity legislation. With membership drawn from growers, millers and productivity service groups specific to the region, the RVCs will continue to be responsible for variety release decisions. SRA supports these groups with secretariat support and the provision of technical information to assist the committee making decisions on particular varieties.

RVCs are composed of voting and non-voting members to ensure transparency in the decision making process.

The Burdekin RVC (Sugarcane Biosecurity Zone 2) voting membership consists of one grower representative from Canegrowers Burdekin, Pioneer Canegrowers, Kalamia Canegrowers and Invicta Canegrowers and one miller representative from Wilmar. The Burdekin RVC requires a majority vote for progression of a variety through the breeding program and a unanimous vote for the release of a variety.

Why WSRA17[Ⓛ]?

WSRA17[Ⓛ] is the first variety to carry the 'WSRA' prefix since the naming convention for new sugarcane varieties changed in 2015.

The W represents Wilmar's contribution to the development of the variety through its early-stage breeding program. In the Burdekin, Wilmar and SRA plant breeders collaborate closely, assessing potential new varieties as they progress through to the Final Assessment Trial (FAT) stage.

The variety has shown promise in field trials and through its development, and is special to the region because both parents are commercial varieties, Q208[Ⓛ] and Tellus[Ⓛ] that originate from the Burdekin.

If you would like more information on new variety release and regional variety committees, please visit the SRA website: sugarresearch.com.au/growers-and-millers/varieties/regional-variety-committees/

Presented below are the results of Final Assessment Trials (FATs) conducted in the Burdekin region. Yield (TCH) and CCS for each new variety are compared with the trial results of various standard varieties.

Variety: SRA23		Parentage: QC82-663 X QC87-123 / Summary: Average tonnes cane; average CCS.								
TRIAL HARVEST YEAR	CROP CLASS	YIELD (TCH)				CCS				# OF HARVESTS
		SRA23	Q183 [Ⓛ]	Q208 [Ⓛ]	KQ228 [Ⓛ]	SRA23	Q183 [Ⓛ]	Q208 [Ⓛ]	KQ228 [Ⓛ]	
(2011 series FATs): 2012	Plant	124	114	109	118	15.8	16.2	15.8	15.7	4
2013	1R	94	99	97	104	16.6	16.9	16.2	16.8	4
2014	2R	111	118	122	125	16.8	16.6	16.3	17.1	4
(2013 series FATs): 2014	Plant	157	147	163	168	15.8	16	15.4	16.2	4
2015	1R	112	108	120	120	16.6	17	15.9	17.0	4
2016	2R	91	88	103	96	17.1	17.2	16.7	17.3	4
Overall performance		115	112	119	122	16.4	16.7	16.1	16.7	24
Available 2021										
Comments:		Overall, in FATs, SRA23 has average tonnes and average CCS compared to the average of the standards (KQ228 [Ⓛ] , Q240 [Ⓛ] , Q208 [Ⓛ] and Q183 [Ⓛ]). In trials, TCH dropped off in ratoons. SRA23 has good smut resistance. It is a trashy variety and arrows profusely.								

Variety: WSRA17[Ⓛ] KQ08-2180		Parentage: Q208 [Ⓛ] X Tellus [Ⓛ] / Summary: Higher tonnes cane; lower CCS								
TRIAL HARVEST YEAR	CROP CLASS	YIELD (TCH)				CCS				# OF HARVESTS
		WSRA17 [Ⓛ]	Q183 [Ⓛ]	Q208 [Ⓛ]	KQ228 [Ⓛ]	WSRA17 [Ⓛ]	Q183 [Ⓛ]	Q208 [Ⓛ]	KQ228 [Ⓛ]	
(2011 series FATs): 2012	Plant	115	114	109	118	15.4	16.2	15.8	15.7	4
2013	1R	102	99	97	104	16.0	16.9	16.2	16.8	4
2014	2R	139	118	122	125	16.1	16.6	16.3	17.1	4
(2013 series FATs): 2014	Plant	161	143	159	161	15.9	16.2	15.6	16.3	4
2015	1R	117	103	116	114	17.2	17.9	16.9	17.8	4
2016	2R	105	96	109	103	16.7	17.2	16.8	17.3	4
Overall performance		123	112	119	121	16.2	16.8	16.3	16.9	24
Available 2020										
Comments:		WSRA17 [Ⓛ] has an intermediate - susceptible smut rating. Smut rating indicates smut may be observed in this variety and will continue to be closely monitored in all trials. Intermediate-susceptible rating for pachymetra and is resistant to leaf scald.								

SRA23

WSRA17[Ⓛ]



For more information on
variety field trials contact:

Burdekin Variety Officer
Catherine Kettle

E ckettle@sugarresearch.com.au

M 0418 879 301



DISEASE RESISTANCE

Disease has the potential to lower the performance of varieties on your farm. This table will help you select varieties that will perform well given the diseases that may be present on your farm. White indicates unknown.

Burdekin Disease Ratings											
VARIETY	SMUT	LEAF SCALD	PACHYMETRA	CHLOROTIC STREAK	ORANGE RUST	BROWN RUST	RSD	RED ROT	YELLOW SPOT	FIJI LEAF GALL	MOSAIC
SRA23	R	R	I					I		I	R
WSRA17 [Ⓟ]	I-S	R	I-S					I		I	R
SRA8 [Ⓟ]	I-S	R	I-S		R	R	S	I		R	R
Q253 [Ⓟ]	R	R	I		R	I-S	S	I	S	S	R
Q252 [Ⓟ]	I	R	I		R		I-R	R	I	I	R
Q247 [Ⓟ]	I	R	R		R		S	R	S	R	R
Q240 [Ⓟ]	R	R	I	I-R	R		I-R	R	I	I-S	R
Q238 [Ⓟ]	R	R	R	S	R	R	I	I-R	S	I-R	R
Q232 [Ⓟ]	I-R	R	I	R	R		I	I-R	R	I	R
KQ228 [Ⓟ]	I	R	I	S	R	R	S	R	I	I	R
Q208 [Ⓟ]	I-R	R	I	R	R	R	I-R	R	R	I-S	R
Q200 [Ⓟ]	I	R	I	I	R	R	I-R	R	I-R	I	R
Q183 [Ⓟ]	I-R	I	R	S	R	R	I	I	I-S	R	R
Q177 [Ⓟ]	R	R	S		I	R	I	I-R	R	I-R	I-R
Q171 [Ⓟ]	R	R	S		R	R	I	I		R	S
Q133	R	I-R	S			R	I	I		S	R

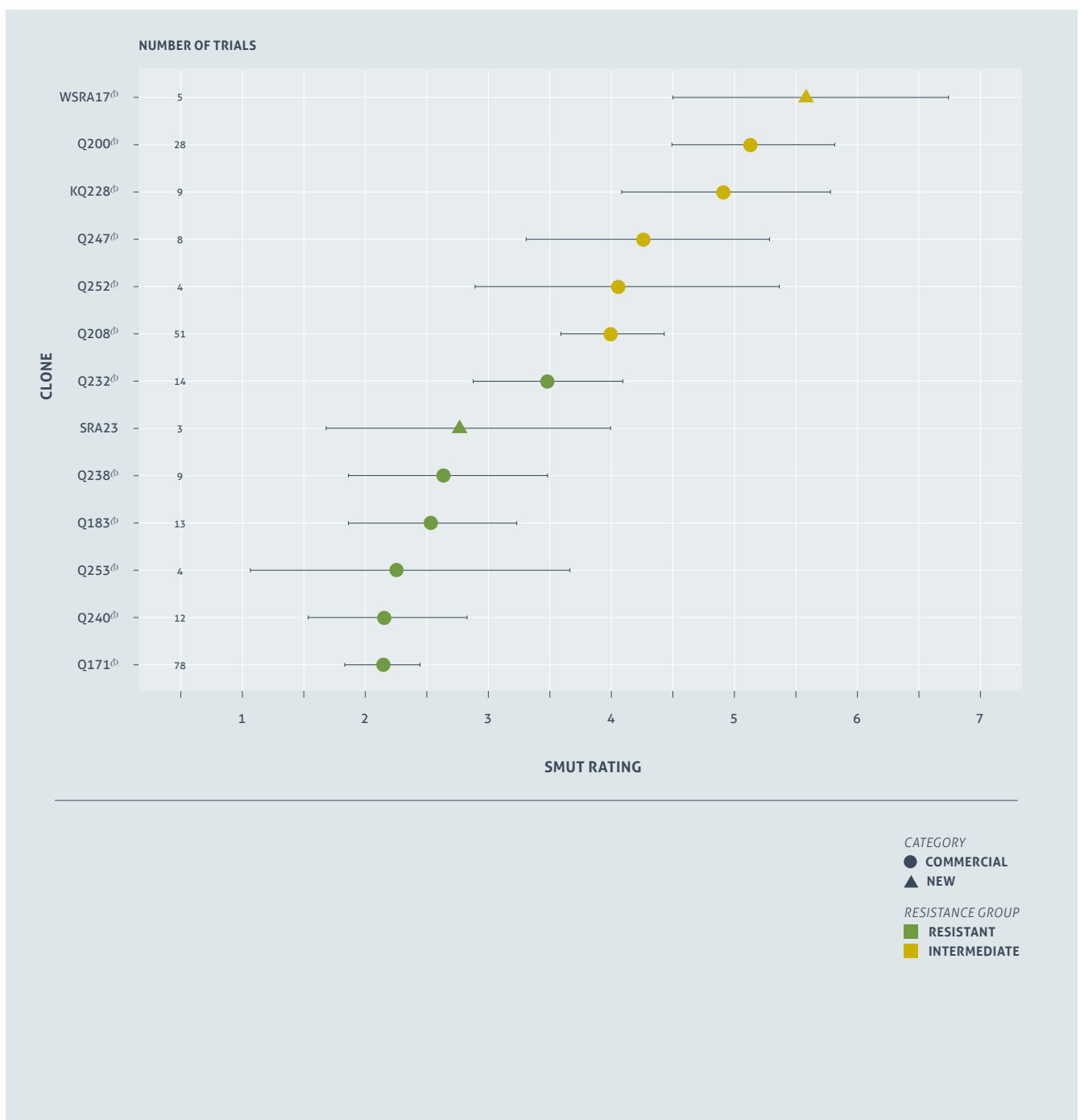
Rotation of varieties is important in the management of diseases. Arrange for your local productivity services officer to inspect your farm for disease. The Diseases of Australian Sugarcane Field Guide provides information on diseases including how to identify and manage them. The guide is available on the SRA website sugarresearch.com.au

- RESISTANT (R)
- RESISTANT - INTERMEDIATE (I-R)
- INTERMEDIATE (I)
- INTERMEDIATE - SUSCEPTIBLE (I-S)
- SUSCEPTIBLE (S)



NEW PRESENTATION FORMAT FOR SMUT RATINGS

Smut resistance ratings are calculated from the incidence and severity of infection compared to standard varieties in inoculated field trials. The graphic includes the rating and the 95% confidence interval for each variety. The confidence interval is influenced by factors such as the number of trials and the uniformity of smut infection. For example the variety Q200[Ⓛ] has been tested in 28 trials and has a narrow confidence interval from 4.5 to 5.5 while the new variety SRA23 has only been tested in 3 trials and ranges from 1.7 to 3.95. Rating confidence will improve as more data is collected.





HARVEST MANAGEMENT

Select varieties for a harvest plan that can be followed to maintain maximum CCS throughout the year. The charts below indicate early, mid or late sugar varieties.

Burdekin Harvest Management				
VARIETY	EARLY SUGAR	MID SUGAR	LATE SUGAR	LODGING TOLERANCE
SRA23	Unknown	Unknown	Unknown	Unknown
WSRA17 [Ⓛ]	Average	Average	Average	Average
SRA8 [Ⓛ]	Good	Good	Good	Average
Q253 [Ⓛ] (harvest mid-late season for optimal maturity)	Poor	Poor	Poor	Unknown
Q252 [Ⓛ]	Average	Good	Good	Average
Q247 [Ⓛ]	Average	Average	Average	Unknown
Q240 [Ⓛ]	Average	Average	Average	Average
Q238 [Ⓛ]	Low	Low	Low	Average
Q232 [Ⓛ]	Low	Low	Low	Average
KQ228 [Ⓛ]	Good	Good	Average	Average
Q208 [Ⓛ]	Average	Good	Good	Average
Q200 [Ⓛ]	Poor	Average	Good	Average
Q183 [Ⓛ]	Average	Good	Good	Average
Q177 [Ⓛ]	Average	Average	Average	Average
Q171 [Ⓛ]	Good	Average	Average	Average
Q133	Poor	Poor	Average	Average

Maximise your profit at harvest:

Selecting varieties for specific sugar maturity profiles, planting and harvesting them for optimal CCS maturity can make a significant difference in the profit your crop can make for you. Making harvest decisions based on in-field maturity maximises profit making decisions.

■	GOOD
■	AVERAGE
■	LOW
■	POOR
□	UNKNOWN



43-37
0209-7747
15-01-21 15-21

507
43-35
15-01-21 15-21



VARIETY BY HERBICIDE SCREENING TRIALS

Sugarcane varieties can have sensitive responses to herbicides with some being more impacted than others. Data outlining susceptibility can be important to optimise productivity outcomes.

Since 2014, SRA has conducted trials following a two-step process to obtain reliable data for the susceptibility of varieties to herbicide:

- a fully randomised replicated pot trial in year one to shortlist the most susceptible combinations of varieties and herbicides.
- a fully randomised replicated field trial in year two to confirm that the shortlisted combinations have an impact on yield.

In year three, the process starts again with new combinations of newly released varieties and herbicides.

In these trials, products are applied at their maximum label rate (and their minimum water label rate) when plant cane is at four to six leaf stage. Weekly phytotoxicity ratings are conducted in the pot trials using the EWRC (European Weed Research Council) rating scale and the aerial plant dry biomass is measured 10 weeks after spraying. Field trials are conducted on plant cane and yield is measured at harvest using

a weigh truck. In all trials, KQ228[®] is used as a reference variety.

A range of factors including environmental conditions and plant health status strongly influence herbicide efficacy on target weeds and sugarcane. The screening trials are intended to identify varieties with sensitivity to particular herbicides, and do not predict the outcome in all situations. For more information contact Senior Researcher, Emilie Fillols 07 4056 4510.

TABLE 1 Summary of phytotoxicity ratings and symptoms obtained on the reference variety KQ228[®]

	2,4-D	METRIBUZIN	AMETRYN+ TRIFLOXY SULFURON	ASULAM	MSMA	2,4-D + IOXYNIL	METOLACHLOR	AMETRYN	FLUMIOXAZIN	AMICARBAZONE
SYMPTOM DESCRIPTION	small white spotty discolorations	slight yellowing of the whole plant	slight yellow blotching	bright yellow blotching	large necrotic lesions	small yellow spotty discolorations	small necrotic lesions	yellowing of the whole plant	large necrotic lesions	small white spotty discolorations
SYMPTOM PICTURE						NA				
SYMPTOM SEVERITY ON KQ228 [®]	mild	mild	mild	medium	medium to severe	mild	medium	medium	severe	mild
KQ228 [®] PHYTO RATING RANGE	1.2 to 1.7	1.2 to 1.8	1.3	1.2 to 2.6	1.7 to 3.5	1.2	1.4 to 2.8	1.8 to 2.7	3.9 to 4.1	1.4 to 1.5
NUMBER OF TRIALS	4	4	1	4	4	1	4	3	2	2

■ MILD
■ MEDIUM
■ MEDIUM TO SEVERE
■ SEVERE

Herbicide toxicity symptoms for all tested varieties are compared to KQ228[Ⓛ] in Table 2. Green cells indicate varieties that display less severe symptoms than KQ228[Ⓛ]. White cells indicate varieties

with similar symptoms to KQ228[Ⓛ] and red cells indicate varieties that display more severe symptoms than KQ228[Ⓛ].

- SYMPTOMS LESS SEVERE THAN KQ228[Ⓛ]
- SYMPTOMS SLIGHTLY LESS SEVERE THAN KQ228[Ⓛ]
- SYMPTOMS SLIGHTLY MORE SEVERE THAN KQ228[Ⓛ]
- SYMPTOMS MORE SEVERE THAN KQ228[Ⓛ]
- COMBINATION OF HERBICIDE BY VARIETY NOT TESTED

TABLE 2 Phytotoxicity rating difference compared to KQ228[Ⓛ].

This table indicates if varieties display more or less phytotoxicity symptoms than KQ228[Ⓛ]

KQ228 [Ⓛ] COMPARED TO:	2,4-D	METRIBUZIN	AMETRYN+ TRIFLOXY SULFURON	ASULAM	MSMA	2,4-D + IOXYNIL	METOLACHLOR	AMETRYN	FLUMIOXAZIN	AMICARBAZONE
SRA8 [Ⓛ]			--			--				
WSRA17 [Ⓛ]			--			--				
Q208 [Ⓛ]								--	--	--
Q232 [Ⓛ]								--	--	--
Q238 [Ⓛ]								--	--	--
Q240 [Ⓛ]								--	--	--
Q252 [Ⓛ]								--	--	--
Q253 [Ⓛ]								--	--	--

Biomass reduction in pot trials and yield loss in field trials in response to herbicide application is shown in Table 3. Dry cane biomass was measured 10 weeks after spraying and was compared to the biomass of the untreated variety. Green cells indicate varieties whose biomass was not reduced by the herbicide. Red cells indicate varieties with reduced biomass due to the herbicide treatment

compared to the untreated control. Cells with a star display the combinations of herbicide by variety tested in the field to date. The orange star indicates varieties with yield reduced by more than 10% compared to the untreated control (no yield loss was significantly different to the untreated control at p = 0.05).

- NO BIOMASS REDUCTION COMPARED TO UNTREATED
- NO SIGNIFICANT BIOMASS REDUCTION COMPARED TO UNTREATED
- SLIGHT BIOMASS REDUCTION COMPARED TO UNTREATED
- SIGNIFICANT BIOMASS REDUCTION COMPARED TO UNTREATED
- UNTREATED
- ★ COMBINATION OF HERBICIDE BY VARIETY NOT TESTED IN FIELD TRIAL WITH YIELD LOSS < 10% COMPARED TO UNTREATED
- ★ COMBINATION OF HERBICIDE BY VARIETY NOT TESTED IN FIELD TRIAL WITH YIELD LOSS > 10% COMPARED TO UNTREATED

TABLE 3 Biomass and yield difference compared to the untreated control of the same variety

	2,4-D	METRIBUZIN	AMETRYN+ TRIFLOXY SULFURON	ASULAM	MSMA	2,4-D + IOXYNIL	METOLACHLOR	AMETRYN	FLUMIOXAZIN	AMICARBAZONE
SRA8 [Ⓛ]			--			--				
WSRA17 [Ⓛ]			--			--				
Q208 [Ⓛ]								--	--	--
Q232 [Ⓛ]		★		★	★			--	--	--
Q238 [Ⓛ]		★		★	★			--	--	--
Q240 [Ⓛ]								--	--	--
Q252 [Ⓛ]								--	--	--
Q253 [Ⓛ]								--	--	--
KQ228 [Ⓛ] biomass reduction range	0-49%	13-60%*	40%	0-48%*	9-56%*	12%	0-35%	38-80%	37-55%	0-36%
Number of trials where KQ228 [Ⓛ] was tested	4	4	1	4	4	1	4	3	2	2

Some herbicides should only be applied as a directed spray – always consult the chemical label.



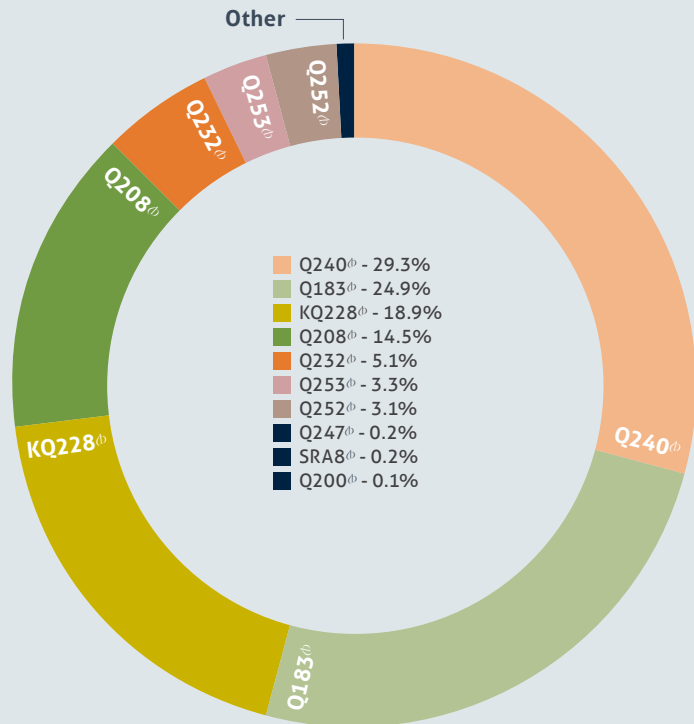
VARIETY ADOPTION IN EACH MILL AREA

Data below can be found in QCANESelect® under the regional reporting tab. Use this information to assess yield performance of varieties over a number of years. Caution should be taken when comparing commercial performance of newer varieties (from plant and young ratoons) to older/ established varieties (which include older ratoons).

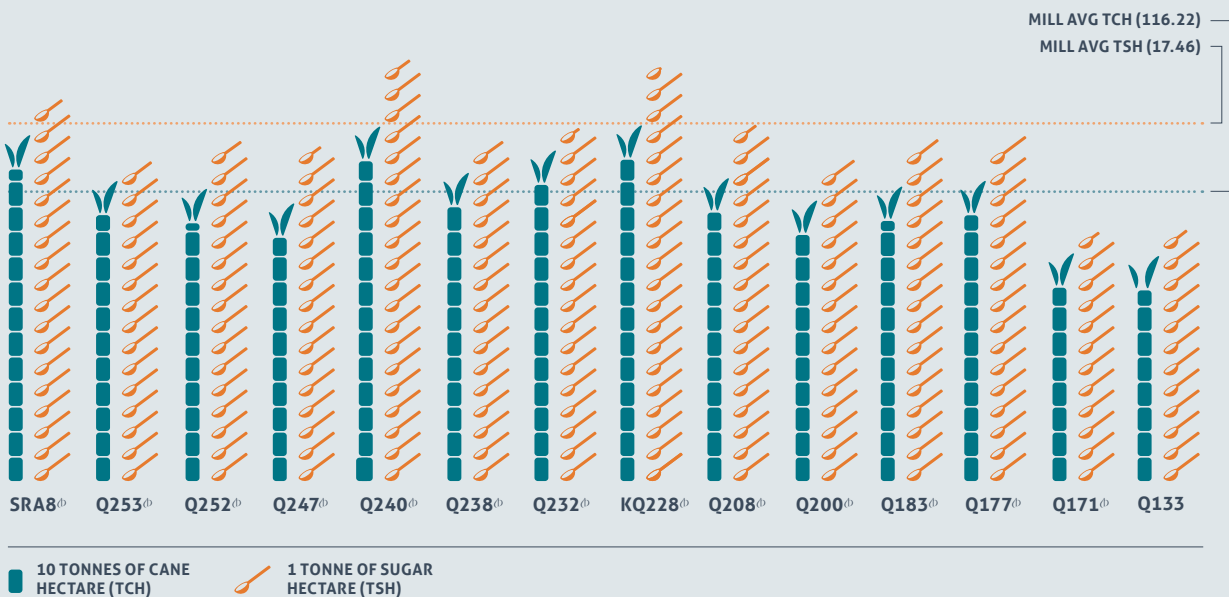
Burdekin (% TONNES 2018)

The Burdekin region harvested 8.02 million tonnes of cane from 69,036 hectares in 2018. CCS averaged 15.02 for the 2018 season.

Q240[®] was the most popular variety for the region at 29% of the total harvest, up from 22% in 2017.

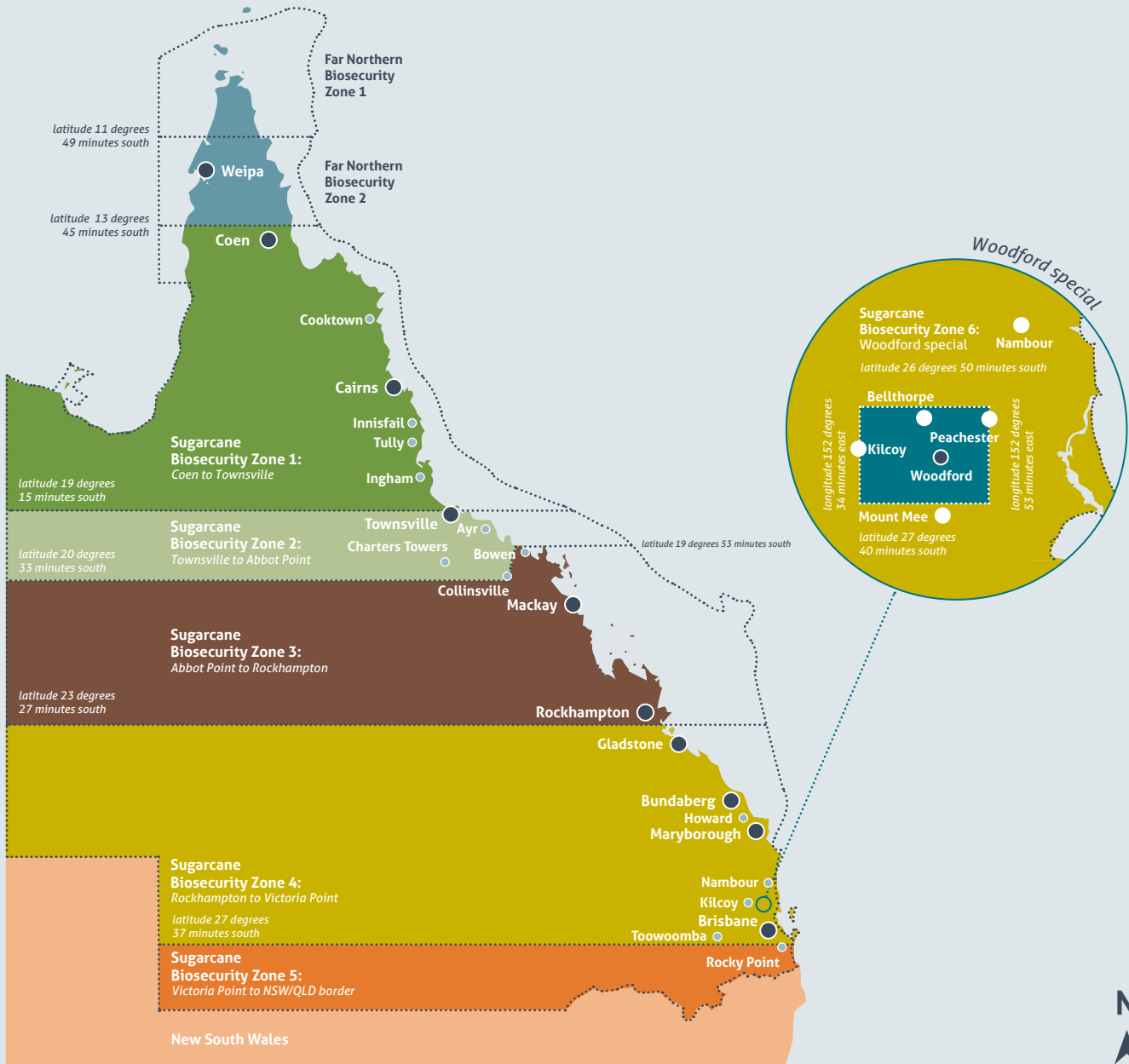


(TCH & TSH 2018)





SUGARCANE BIOSECURITY ZONE MAP



- All appliances (harvesters and other sugarcane machinery) moving between sugarcane biosecurity zones must:
 - > be free of cane trash and soil
 - > be inspected by an authorised inspection person who will issue a Plant Health Assurance Certificate (PHAC)
 - > be accompanied during transportation by the PHAC.
- Machinery moving from NSW to Qld requires a Plant Health Certificate issued by NSW Department of Primary Industries.
- Machinery inspections can be arranged by contacting the local Productivity Service organisation.
- To move sugarcane plants (stalks, leaves, potted plants, etc) between biosecurity zones contact Biosecurity Queensland (13 25 23).



PROPAGATING NEW VARIETIES

Contact your local productivity services group for regional advice on varieties. They can supply clean planting material of recommended varieties and place orders for tissue culture plantlets.



Burdekin Productivity Services Ltd (BPS):
T 07 4783 1101

Billet planting



PLANT MATERIAL FROM AN APPROVED SEED SOURCE

Approved-seed provides cane growers with disease-free seed of varieties that are true-to-type. Disease-free seed (stalks, billets, setts or tissue culture plantlets used for planting) is a key control measure for systemic diseases of sugarcane, including chlorotic streak, Fiji leaf gall, leaf scald, mosaic, ratoon stunting disease (RSD) and smut. Provision of disease-free or approved-seed in each mill area in the Australian sugar industry is coordinated by SRA, in cooperation with the local productivity services group. SRA provides a disease-free supply of DNA fingerprinted new varieties. The local productivity services group multiplies the new varieties, maintaining the disease-free status and distributes the approved-seed to growers.



GROW SUGARCANE SPECIFICALLY FOR PLANTING MATERIAL

The block selected for growing plant material should be disease-free, weed-free and sugarcane volunteer-free. When selecting cane for planting material the cane should be less than one year old, erect and free from damage. Plan for two or more eyes per sett when harvesting for billets or stick planting. For non-irrigated regions plants should be well watered, have adequate nutrition immediately prior to harvest for billet planting. For irrigated regions you may need to reduce fertiliser rates, withhold irrigation or plant late in the season. The cane should also have originated from an approved seed plot and therefore be no more than three years away from long hot water treatment.

The best "whole farm" disease risk minimisation and productivity strategies can be achieved through consistent access to clean seed. It is highly recommended that cane considered for use as planting material be RSD tested well in advanced of harvest so an informed choice can be made prior to planting.



SET UP THE HARVESTER FOR CUTTING HIGH QUALITY SOUND BILLETS

Rubber coating rollers and optimising the roller speeds to chopper speed will produce good quality billets with minimal split or crushed ends and damaged eyes. Reduce the speed of harvesting and maintain sharp basecutter and chopper blades for clean cutting. Disinfect the machinery used to cut and plant new varieties to limit the spread of disease and weeds.

Tissue culture



CALCULATE HOW MUCH TISSUE CULTURE TO ORDER

We've made it easier with our online tissue culture calculator. It demonstrates the speed at which large quantities of planting material can be produced from a set number of plantlets or for a set cost. Below is a look-up table including common results from the calculator (available at sugarresearch.com.au/calculator).



TRY TISSUE CULTURE AS AN APPROVED CLEAN SEED SOURCE

Tissue culture is an excellent source of clean seed for all varieties and can help reduce the spread of serious diseases such as RSD, smut and Fiji leaf gall. Tissue-cultured plantings are more uniform and produce more sticks than conventional plantings so larger quantities of planting material are achieved the following year. This means earlier commercial-scale production of more productive new varieties can be achieved when using tissue culture.

STAGE	ORDER DEADLINE FOR SPRING PLANTING	ORDER DEADLINE FOR AUTUMN PLANTING
Grower finalises order. Productivity services group places order with SRA.	15 November	1 July
Productivity services group receives established plantlets from nursery and distributes to growers.	Delivery on agreed date between grower, productivity services group and nursery. Available in August.	Delivery on agreed date between grower, productivity services group and nursery. Available in March.

ESTIMATED COST AND TIME TO SCALE UP NEW VARIETY PRODUCTION USING TISSUE CULTURE

	No. plantlets ordered	100	250	500	1000
Yr 1	Approximate cost	\$150	\$375	\$750	\$1500
	M row planted @ 0.8m	80	200	400	800
Yr 2	M row available for planting	2400	6000	12000	24000
	Ha avail for planting @ 1.8m	0.4	1.1	2.2	4.3

For more information on *tissue culture*, contact:

SRA Tissue Culture Manager Clair Bolton E cbolton@sugarresearch.com.au T 07 3331 3374

PLANTING AND MANAGING TISSUE-CULTURED PLANTLETS IN THE FIELD

Planting

- Prepare soil to a fine tilth to ensure good soil/root contact.
- A seedling planter can be used if one is available, although hand planting small numbers is not a huge job. Plant them deep at the bottom of a drill to prevent stool tipping.
- Fill in after early growth.
- Plant the plantlets 500 mm to 1 m apart. A good distance is 800 mm, which will allow tillering to produce a high number of sticks.

Irrigating

- Provision of water is the most critical factor for the successful establishment of tissue culture plantlets.
- Irrigate plantlets immediately after planting and monitor them to ensure they don't dry out over the first three weeks to get the roots well established.
- If you do not have access to flood or sprinkler irrigation a simple irrigation system can be set up using cheap drip tape and an in-line filter hooked up to your garden tap or water tanker.

Insects

- If you expect problems with insects then an application of an insecticide drench (such as chlorpyrifos or imidacloprid) at planting will protect the young plantlets.
- In canegrub-prone areas use your standard grub control treatment.

Fertiliser

- Fertiliser requirements of the tissue cultured plantlets are the same as for billet plantings.
- If possible, plant with a planter mix to maintain good early growth, and side-dress later to avoid fertiliser burn.

Weeds

Weed control is important for good establishment and growth.

- Ideally pre-irrigate the soil to germinate weeds, then apply a knock-down herbicide or cultivate just prior to planting to reduce the weed pressure on young plantlets.
- Allow at least one week after planting before applying pre-emergent herbicides, longer if planted into cold, wet soils, as the root system needs time to establish:
 - > Atradox® at 2.5 kg/ha plus Dual Gold® at 1.5 L/ha has been successfully applied over the top, for grass and broadleaf weed control.
 - > Do not use diuron as young plantlets are sensitive to this product.
- Sempra® at 100 g/ha plus Activator at 200 mL/100 L for nutgrass. Both applications were sprayed over the top for nutgrass control.
- Do not use paraquat unless you have no other option and only on established plantings.

QCANESelect®

- Using sugarcane varieties that are best-suited to your farm may help maximise productivity and profitability.
- QCANESelect® is an online tool that allows you to review, compare and select varieties for use on each block on your farm.
- To access QCANESelect® and the tissue culture calculator visit the SRA website sugarresearch.com.au
- The information in QCANESelect® is updated regularly based on our most recent trials and from observations and experiences of varieties that are growing in the field.
- Once you have identified the best varieties for planting on your farm, contact your local productivity services group to place orders for tissue-cultured plantlets.



Sugar Research Australia Limited

ABN 16 163 670 068

Brisbane Office 50 Meiers Road, Indooroopilly QLD 4068 Australia

Postal Address PO Box 86 Indooroopilly QLD 4068 Australia

T 07 3331 3333

E sra@sugarresearch.com.au

sugarresearch.com.au

